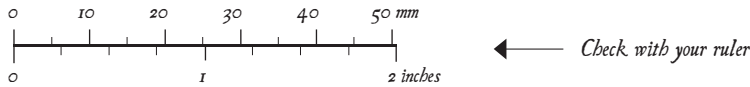



Size up

If your ruler & print don't match, check your printer settings & make sure you print this page at 100% with no scaling or fitting.



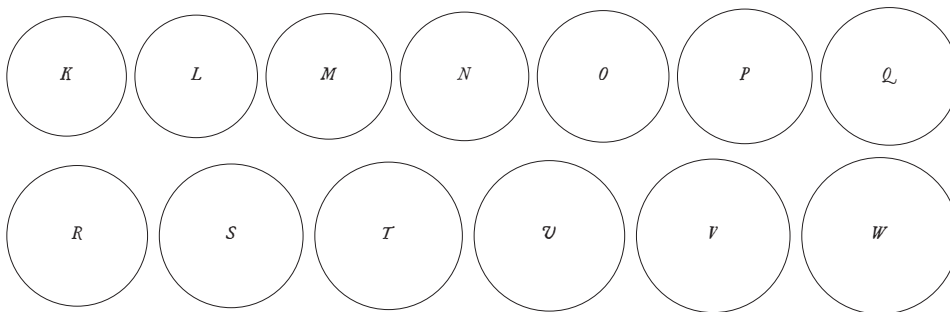
Method 1: Measure your finger (at room temperature).

1. Carefully cut out the template below.
2. Wrap it around your finger & put the pointed end through the slot (numbers facing outward).
3. Pull snugly around the largest part of your finger (this could be your knuckle).
4. The number that lines up with the slot is your ring size.



Method 2: Measure against another ring.

1. Grab a ring that fits the finger you want to measure.
2. Place the ring over the circles below. The inner edge of the ring should align with the outer edge of the circle.
3. The one that matches the closest is your ring size. If you are between sizes, order the larger size.



Young Hunting

youngbunting.com.au
info@youngbunting.com.au
+61 404 014 749